



East London Bromeliad Society South Africa

Established: 25 July 2009

NEWS
LETTER
February
2024

ELBSSA is an Affiliated Society of



Bromeliad Society International

*Our aim is to promote and encourage awareness and interest in
Bromeliads in East London and all of South Africa!*

From the Editor



We started off 2024 with our first meeting at Lyn and Trevor Wegner's home in Sunnyridge, the home of 'Bromeliads for Africa'. A lovely, busy, hot afternoon as we all got back into the swing of things. There were 35 in attendance including some visitors. It was great to welcome Roderick and Marinella Ketterer, Terry Cook and Lee-anne's husband Roy Botha, I hope we see you all again at the next meeting.

The topic of the meeting was a talk by Dudley on his favourites: Tillandsia. There was discussion about the year ahead and the upcoming 'Bromeliad Magic Show' which will be held on the 23-24 March.

This will also be a year of change for the society, as many of the committee are electing to stand down from their positions. Fourteen and a half years plus, is a long time to stand on a committee and it is time for new blood, fresh ideas and who knows? a new lease of life for the society. It is quite uncanny that our constitution says that you may stand for 2 years! Well, we broke that rule out of necessity, long ago, hahah!!!! We are looking for a new Chairman, Vice-Chairman, Secretary, Treasurer and Editor as from August. So if you are interested, please speak to Dudley, you will get all the support and mentoring you may, or may not require. The society began because of a



Lee-anne Botha admiring the Vriesea! With Vriesea 'Pink Dream' in the foreground.



Lyn and Trevor Wegner, our February hosts for the January meeting at 'Bromeliads for Africa'.



My personal favourite, Lyn's magnificent specimen of *Deuterocohnia abstrusa* growing in full sun.

Next Meeting: Sunday 25 February at 2 for 2.30pm. To be hosted by Dr Boots and Alison Horsfall at 22 Vincent Gardens Road in Vincent East London. We hope to see you all there!

love for these amazing plants and that is how it should continue!

Of course Lyn's magnificent garden was on full display for the afternoon, in all its Summer glory. It was good to see members and visitors wandering around engrossed in the garden. There is so much to see and to spend time admiring and finding out more about, in order to grow these amazing plants successfully. A revisit is a definite necessity if it was your first visit to see Lyn's amazing collection of bromeliads and Tillandsia!



Mavis Downey, Lola Saayman and Roy Botha admiring Lyn's foliage Vriesea.



Visitors Roderick and Marinella Ketterer enjoyed the meeting and exploring Lyn's garden.

Evidence of many years of a passionate love for bromeliads and many other unusual plants. I hope that you have seen all the photos of the meeting on Whatsapp or on the Facebook page.

Please remember to start putting aside plants for the Bromeliad Magic Show, which will be held on the weekend of the 23-24 March. Not as far away as you might think! I think the crux of the matter is, don't be shy, if the plants that you bring for show are well presented in your eyes, I am sure they will be super spectacular to the public viewing the show. So, be brave, bring along your favourite broms and tillandsias of the moment, bromeliad or Tillandsia. Also, to all you creative souls out there, don't forget the Artistic Expression category of the show, of which 1st, 2nd and 3rd place will be by popular public vote again, with prizes up for grabs. So get your imaginations working and scout around for things to create a magnificent or quirky showpiece of your choice. We look forward to bumper entries again this year.

To involve our country and International members in the show, we are looking for photo entries from you for our photo display, which we introduced at last year's show. It was very popular with the public, so please send photos of your individual plant/s or gardens as entries. Visitors to the show will vote for their favourite! Please e-mail your entries to Lyn at: brommiesfa@gmail.com or send directly to Lyn via Whatsapp: 082 970 2293 and mention they are your entries for the show.

The main objective of the show is to stimulate public interest in the hobby of collecting bromeliads and Tillandsia and to promote our society. It is an opportunity for the public to see the special plants we keep in our collections and gardens. Plus there will be stalls with a host of plants and other things for sale. If it is anything like the last and previous 'Bromeliad Magic Shows', it is going to be an awesome event.

At this time of the year, either early morning or evening is the best time to spend in the garden. We are receiving the full blast of summer heat and humidity after very rainy and cool Spring months. I have noticed some burn on bromeliad leaves in exposed spots. Any broms you plan to bring to show, ensure you position them out of the midday and afternoon heat for now. I think February and March are the worst months for burn to the leaves of your broms in those hot spots in your garden.

So find a shady spot and enjoy your gardens and plants, we are blessed to have them to cultivate, because look at the magnificent sights we get as a reward. See you all soon.

Barbs

A Taste of Tillandsia Presented by Dudley Reynolds

The genus Tillandsia is named after a Swedish botanist Dr Elias Tillands. Probably the best known Tillandsia is *Tillandsia usneoides*, commonly known



Chairman Dudley Reynolds gave us an interesting talk on Tillandsia

as 'Spanish Moss' or 'Old Man's Beard'.

Tillandsia is a large genus comprising of about 660 species. New species are still being discovered today in the remote parts of South America. They are endemic in some southern parts of the United States with the majority found in South America.

Although some flourish in mesic conditions (wet), such as the rainforests, many popular species are found in xeric conditions (dry, arid). The majority are epiphytes, some live on the same branch as other epiphytes such as, orchids, jungle cactus and ferns. Some live on rocky outcrops and may cling to rocks. These would be referred to as a saxicole. Some even root themselves on the forest floor.

Amongst this diverse genus, size may vary drastically, from species that live as twig epiphytes to enormous species.

In the epiphytic type of *Tillandsia*, the root structure has evolved to become a device to cling on to the host tree or rock for support. Some species, such as *T. duratii* and *T. usneoides* use their tendril leaves to entwine with the host trees foliage holding them firmly in place.

So, how do they absorb water and nutrients if their roots have another function?

Epiphytic *Tillandsia* have evolved to adapt to this meager way of living. Tiny, hair like structures, called trichomes, cover the leaf which gives the leaf a fuzzy silvery appearance. These structures capture the water and nutrients in the air and also protect the stomata on the leaf from intense light by reflecting the sun off the leaf surface. The intake of nutrients and water is a very quick process, which disables evaporation off the leaf in intense sunlight (like a sponge soaking up water). When wet, the trichomes will lie flat on the leaf surface and will appear green.

Most drought resistant plants such as *Tillandsia*, some orchids, cacti, succulents and other desert plants have broken the principles of conventional photosynthesis as a mechanism to prevent water loss.

Much less energy is needed to convert carbon dioxide into malic acid. During daylight when the stomata remains closed, the malic acid is slowly converted back into carbon dioxide. As the sun's energy is absorbed by the leaf surface photosynthesis occurs. The stomata opens at night when the air is cooler.

This process is known as CAM. Crassulacean Acid Metabolism. This was first discovered in succulents of the family Crassulaceae.

So, can We use our air plants as a fridge magnet? No, they will eventually die, as they need water from the atmosphere. They need to be watered. Spray them on a regular basis, depending on the weather and time of the season. Air movement is very important for tilly culture.


Do we fertilize them? They are living plants so they do require nutrients. You will be amazed how they will respond to watering and occasional feeding. You will be rewarded with bigger, stronger plants, with beautiful blooms.

A few members brought *Tillandsia* to show in support of Dudley's talk.

Lyn Wegner: *Tillandsia* 'Marron' I love this *Tillandsia*! I found it interesting that the word 'marron' means brown. When the plant grown in good light it has beautiful maroon/red foliage. *Tillandsia* 'Marron' is sometimes referred to as *T. 'Old Gold'* and both are BSI registered plants. It seems they were collected from the same location by different people who both named the plant. I think it is unfortunate that the plant has 2 names.



This *Tillandsia* is a cultivar of *T. capitata* of which there are many varieties. When the plant prepares to bloom it develops (as all *T. capitata* forms do), a head-like formation on a stem and in the case of *T. 'Marron'* this foliage is yellow from which the purple flowers will emerge. A striking combination of red, yellow and purple when in bloom! I grow mine in full sun, positioned in metal stands, with not too much water and I find it an easy grower.




Lyn Wegner's *Tillandsia* 'Marron' with its flowers and the inflorescence crowning. L. Wegner

Lyn Wegner also brought, *Tillandsia leiboldiana*. This species grows as an epiphyte in forests in Mexico and Central America. It has soft green foliage and subsessile flowers. The term subsessile refers to a flower or leaf


which has a very small stem or stalk. The flowers are a beautiful bluey/lilac colour but I have noticed they don't seem to open. I have 2 plants growing in very different conditions. As per the photo the green foliated plant is grown in a fairly shady spot while the more colourful foliated plant is positioned in a fairly sunny spot. I was amazed to discover these 2 plants flowering so well considering the lack of attention they receive. Both rely only on the rain which is rather irregular. Just shows how well these plants do even if we neglect them.

Dr Pete Pfister: showed *Tillandsia cf capitata*, now called *T. riohondoensis*, the colour of the mature inflorescence and plant size determine the identity. *T. cf capitata* was imported to SA from Tropiflora many years ago. Many of us have this beauty in our collections in East London.

Be careful with naming *Tillandsia capitata* 'Peach' – as the



Tillandsia capitata 'Peach' L. Wegner



Tillandsia riohondoensis L. Wegner

real *T. capitata* 'Peach' is rather large, grows to over a foot tall, it has an upright rosette capitata head. Pete spoke about how he originally got his first *Tillandsia T. capitata* 'Peach' from Eric Dodd of Pioneer nursery, a long time ago. The foliage is pinkish tan and the inflorescence, a capitata head with long blushing bracts, colors a bright peach color which lasts for a considerable period. This Mexican native most commonly occurs as a lithophyte in habitat, but grows easily potted or mounted on wood or stone.

It can be confused with *T. riohondoensis*. A lovely Guatemalan plant which grows to about 12 inches across with long, strappy, soft, velvety, greenish-gray leaves. When in bloom it has a *T. capitata* head with lots of blue flowers and the upper leaves and bracts blush an overall peach color. Beautiful and easy to grow.

Whereas the true *T. capitata* 'Peach' is more vibrant and a deeper pink blush in colour. Its native environment of Guatemala, the Dominican Republic, Cuba, Honduras and Mexico, you can find it growing in evergreen and deciduous forests.


Dr Pete Pfister and David Gower each showed a *Tillandsia jaliscomonticola*. This is a true species plant native to the state of Jalisco in Mexico. This fascinating air plant features elongated and inflated branches on its inflorescence, which develop red to pale green coloration at maturity. When it blooms, it produces medium



Tillandsia leiboldiana grown in sun and one grown in a shadier spot. L. Wegner



Dr Pete Pfister discussing his clumps of *Tillandsia riohondoensis* BK Black



Pete's example of *Tillandsia jaliscomonticola*. BK Black

purple-colored flowers.

Interestingly, it can produce a multiple or single inflated flower spikes , or a branched one, with as many as 5-6 branches on the spike. A real show stopper of a Tilly and a real must have in any Tillandsia fanatics collection!

Species Talk

Dudley Reynolds showed *Tillandsia leiboldiana*. It has been grown in more shade than Lyn's plant on page 3. you can see the colour difference in the leaves. A very attractive, soft leaved Tillandsia. It does not like to be wet and cold in Winter, which can cause rot.



Tillandsia leiboldiana

BK Black



David's *Tillandsia jalisco monticola* with a single flower spike.

BK Black

Show and Tell

Lyn Wegner showed *Lemeltonia triglochinioides*. This species was originally named as a *Tillandsia* but after DNA testing has been renamed as a *Lemeltonia* species.



Lemeltonia triglochinioides

L. Wegner

These are found in moist forests in Peru and Ecuador and it is fragrant at night. I find this plant most interesting. Mine grows in a hanging basket in a fairly bright position although I think it would be happier in more shade and it might prefer more moisture as per their natural habitat. The inflorescences are pendulous and the flowers open progressively along a stem. The foliage is light grey and soft and the pendulous inflorescence is about 5 inches long with the fragrant flowers opening progressively along this stemmed portion at night.

Barbara Black:
L e m e l t o n i a
n a r t h e c i o i d e s.
Formerly named

Tillandsia narthecioides. This is not commonly available and is a bit special according to Ruth from 'Rare and Air', who I bought it from at our show in 2021. It is a species with long, thin, green, strap like leaves and the inflorescence forms as interesting zigzag shaped pattern. Looks a bit like a ladder. Now that it is forming a nice clump, it has sent out two flower spikes this year and it is taking its time to bloom. The tiny flowers are white and very heavily scented, the plant blooms at night, one flower at a time going up the stem of the inflorescence.

It is native to moist forests from sea level to 5,000 feet or so. This plant is easy to grow, I have it potted, hanging in a sheltered, shady spot, in morning sun. It is classed as an epiphyte, so can be mounted as well as potted.

Dr Pete Pfister showed his *Tillandsia zizcae* pup, then he saw how big it will grow looking at the enormous specimen in Lyn's garden. This plant was imported as *T. krukoffiana*.



Lemeltonia narthecioides

BK Black



Tillandsia zizcae

BK Black




Wallisia 'Biancini'.


L. Wegner

Lyn Wegner showed *Wallisia* 'Biancini'. This plant resembles *Wallisia cyanea* (previously classified as a *Tillandsia*). *W.* 'Biancini' develops a beautiful white inflorescence with white flowers.

Lyn Wegner also showed an oddity; How interesting and strange is this?! One of my *Vriesea* 'Tasman' hybrids is confused! It has developed a strange growth on a stem, which probably should have been an inflorescence. The mother plant looks like it is on its way out. I will continue to monitor it. Watch this space!



Vriesea 'Tasman' hybrid oddity!



L. Wegner

January Raffle Winners

- David Rathbone chose *Tillandsia fasciculata* white flower.
- Alison Horsfall chose *Guzmania* 'Remembrance'.
- Lynn Friend chose *Neoregelia* 'Groves Red Tiger'.
- Clint Gordon from Hoedspruit chose *Aechmea* 'Skidmarks'.
- Les Biggs from Queensburgh chose *Neoregelia* 'Scarface'.
- Les Biggs from Queensburgh chose *Neoregelia* 'Tawa Tiger'.

Raffle tickets sold: Local 45 and Country 57.

Give-away plants: There were lots of give-away plants for members to help themselves to.

- Members can buy their raffle tickets @ R10 from Lyn Odendaal at the door when you collect your badge from Betty Heunis.
- Members are welcome to supply quality bromeliads or *Tillandsia* for the raffle selection. You can claim the cost of your plant that is selected by a winner from the Treasurer.
- We welcome plant donations from our members for lucky draws and give-away plants.

Plant of the Month - People's Choice - *Tillandsia*

A very colourful selection of winners for January! Well done to the Winners!!


- 1st: Dave Gower - *Tillandsia jaliscomonticola*
- 2nd: Lyn Wegner - *Tillandsia* 'Marron'
- 3rd: Lyn Wegner - *Tillandsia leiboldiana*

Also in the draw: *Tillandsia* 'Samantha', *T. riohondoensis*, *T.* 'Nellie Rose', *T. fasciculata* white flower, *T. zacapanensis*.



Lucky January raffle winners: David Rathbone, Alison Horsfall and Lynn Friend.

BK Black



Left, *Tillandsia* 'Marron', right *Tillandsia leiboldiana* and back, *Tillandsia jaliscomonticola*.

BK Black

Please remember to place your plants for selection before 2.20pm so that everyone has a chance to place their vote and choose from all the plants available.

50-50 Draw

R235 was raised and Lyn Wegner won R117.50

Thank you for your support and good luck with our next draw.

Lady Luck awaits!!

Mini Auction

The total proceeds raised for the society from the Mini Auction was R615.00. Well done to all who bid on the plants!


This and That from our Members

Robert Moss has been hybridizing Vriesea and then growing them on from the seed he has collected from his Vriesea. A labour of love, as the patience and dedication is huge. This is a *Vriesea hieroglyphica* hybrid that has shown the most remarkable pattern bands going along the length of the leaves, and all are different. Looking a bit like a longitudinal patchwork quilt. Very different and interesting.

Keep up the good work Robert!



Robert with one of his amazing self created *Vriesea hieroglyphica* hybrids.



BK Black

Member News

- A very big welcome to new country members, Michael van der Schyff from Pretoria North, Dot Tayler from Zimbabwe, Mark Fraser from Modimolle (Nylstroom) and Des Simpson from Durban. We hope you all enjoy a long and happy association with the society.
- The winner of the BSI Draw for one year's electronic membership to the BSI is country member, Hettie Venter. Total ELBSSA BSI Membership at present is 14.
- Congratulations to Christine Robertson on her marriage on the 6th January in East London. We all wish you both many years of happiness together.
- As a matter of interest, we have 59 local and 49 country and 6 international members. 114 in total.

Thanks

- Lyn and Trevor Wegner for hosting us for the first meeting of the year!
- Dave Gower, Lyn Wegner, Eddie and Barbs Black and Dr Pete Pfister for donations towards the Mini Auction. R615.00 was raised. Well done to all who bid on the plants!
- Andre Eybers, Lyn Wegner and Dr Pete Pfister for donating plants as give-aways to members.
- Jean Rathbone for a scrumptious tea.
- Jean Rathbone for ceramic planters.

Committee matters

- The **BROMELIAD MAGIC SHOW** is coming up on the weekend of 23-24 March. It is never too early to begin selecting and preparing plants to show. We look forward to another bumper show! More about this at the February meeting. I have attached a poster at the end of this newsletter if you would like to print and put up at your local shop or in the window of your car. There will be posters and plant entry forms available at the next meeting.
- To our members, you may like to donate something special that is a plant, or garden related to our monthly Mini Auction.
- It was with great sadness that we learnt of the passing of Derek Butcher in early January. He passed

peacefully surrounded by his family.

He was a giant in the bromeliad world. We, as a society, have often relied on his expert opinions and identifications over the years. Knowledge and experience so freely provided and available on the internet from years of sharing his passion. Known to many as 'Uncle Derek'. Derek and his wife Margaret were recognised for their work not only in Australia, but also in the wider bromeliad world with the Order of Australia awards. Derek was an honorary Trustee of the BSI and a former BSI Cultivar Registrar, as well as making many other valuable contributions. Our condolences go to his family and many friends in the world of bromeliads.



'Uncle' Derek Butcher

Upcoming Society Events

Sunday 29th February: To be hosted by Dr Boots and Alison Horsfall at 22 Vincent Gardens Road in Vincent East London. Time: 2.00 for a sharp 2.30pm start.

Topic: Artistic Expression Inspiration plus a Splitting, Potting and Labeling Bromeliads Demonstration by Brenda Wegner, Plus all the usual topics: Species Talk, Show and Tell and Wot is it? Local and Country Raffles and Lucky Draws will be held as usual.

Plant of the Month - People's Choice for February is Nidularium. So bring along a Nidularium or two from your garden or collection. Don't forget to place your plant as early as possible, before 2.20pm, to get more votes! If you are needing an identity for your bromeliad or Tillandsia, please bring it along for 'Wot is It?'

Mini Auction will be held at the beginning of the meeting.

Don't forget to buy your 50/50 R5 tickets from Lynda Gower when you arrive and pay @R15 for tea and collect your name badge.

Don't forget to bring your mug, spoon and plate for tea, a chair plus a hat if required. There will be member sales before and after the meeting as usual.

Upcoming activities for the year:

23-24 March BROMELIAD MAGIC SHOW to be held at Little Beacons Pre-Primary School.

April: Mavis and Terrence Downey in West Bank.

May: We need a venue please.

June: Les and Andre Dry in Beacon Bay.

July: AGM and 15th Birthday Bash!

August:

September:

October:

November: End of year Christmas Function.

As you can see, we are needing venues for some months. We are appealing to members, if you are interested in hosting a meeting, please contact Lyn Wegner. It need not be a daunting experience and it is so much nicer to meet in a garden environment than the hall, which we try to save as an emergency venue if the weather is bad. All we need is access to a plug point for the urn and the sound system.

Upcoming International Events

World Bromeliad Conference 2024 - 'A Florida Treasure'

To be held on 22 - 25 May 2024 in Palm Beach, Florida, USA. The hotel venue will be the West Palm Beach Marriott Hotel. This is sure to be a wonderful experience for bromeliad lovers from all over the world. There will be guest speaker presentations, a judged show, a special plant sale, a rare plant auction, bus tours to gardens and nurseries, a banquet with a keynote speaker. If you have any queries, please contact Lyn Wegner, brommiesfa@gmail.com



**East London
Bromeliad Society
South Africa**
**BROMELIAD
Magic**
R10 Entry Fee

Bromeliad & Tillandsia
Displays and Sales,
Plus Many Other
Exciting Vendors too!

**23 - 24
March**

**at Little Beacons Pre-Primary School
45 Avalon Road, Beacon Bay**




Sat: 9.00am - 4.00pm
Sun: 9.00 - 3.00pm

**Refreshments will
be on sale**

©K Black

From the Treasurer Lynn Friend



Are your subs due? You can pay me at the meeting or you can do an eft directly into the society account. Please put your name as a reference on the deposit so that I can identify the payee.

Standard Bank

**Account Holder: East London Bromeliad Society
South Africa (ELBSSA)**

Branch: Vincent Park

Branch code: 051001 for eft's

Cheque Account Number: 10169269351

You can contact me,
Cell: 083 318 1179
or lynnfriend1@gmail.com

Glossary of new Bromeliad Terminology

We are maintaining a list of new terminology used during meetings when talking bromeliad language.

Ageotropic	Ageotropic means growing in all directions ie not affected by gravity. <i>Tillandsia bulbosa</i> is an example of an ageotropic plant
Bigeneric	A plant that is the result of crossing two different genera. It will have an 'x' in front of its name, eg: x <i>Anamea</i> Scorpio. The bigeneric name will be a cross between the genera involved in the parentage, as in the above case: <i>Ananas</i> and <i>Achemea</i> = x <i>Anamea</i> .
Bract	This is a specialized leaf found below a flower or on the stalk of a flower cluster and sometimes brightly coloured
Caulescent	Stem-like growth
Compact inflorescence	Branched inflorescence.
Digitate inflorescence	'Finger-like' with 'branches' coming from one point. <i>Tillandsia disticha</i> has a digitate flower spike
Discolor	Having two different colours. In a bromeliad leaf it usually means a green leaf with red underside
Epiphyte	An epiphyte is plant that grows attached to another plant/tree but it is not a parasite
Flavo	Yellow margin on the leaves
Grex	A group of plants with the same parents
Hemiepiphyte	This is a plant that spends part of it's life cycle as an epiphyte
Inflorescence	Includes the flower stem and the flower head with usually small, sometimes insignificant flowers
Imbricate	Overlapping sections eg, on the inflorescence of <i>Tillandsia concolor</i>
Lanceolate	Large at the base then tapering to a point
Lithophyte	A plant that grows on and/or between rocks and crevices
Mesic	A growing habitat containing a moderate amount of moisture
Myrmecophyte	Ants inhabit the base of bulbous <i>Tillandsia</i> varieties. An example <i>T. bulbosa</i>
Novar	A variegated or albomarginated plant that has lost it's variegation
Pedice	Flower stalk
Rupicolous	Living or growing on or among rocks
Semi sessile	Flowers on a short stem
Simple	A single un-branched inflorescence
Stolon	Long woody runner or stem from a mother plant that a new pup develops on
Stoloniferous	Pups/plants form at the end of a stolon
Saxicole	A plant that grows on and/or between rocks and crevices
Xeric	A growing habitat containing little moisture or very dry

This is a publication for the **East London Bromeliad Society, South Africa** for the interest of its members. Articles may be used by non profit societies with acknowledgement to the author where applicable and East London Bromeliad Society South Africa. Please use the photos that accompany the article used. If you require higher resolution photos please request them from the Editor.

Any opinions expressed in articles are not necessarily those of the Society.

When submitting items for inclusion in this newsletter, please ensure that all facts and information, including spelling, is checked and accurate.


ELBSSA is an affiliate of the Bromeliad Society International.

Address: c/o 18 Wentworth Road, Sunnyridge, East London 5201 South Africa, brommiesfa@gmail.com

We meet on the last Sunday of every month at 2.00 for 2.30pm, January to November, at various venues around East London. We have a topic for each meeting and Show and Tell where members are encouraged to bring along their brag or problem plants. There are member raffles, lucky draws for those present, tea time, library and member plant sales, plus a monthly newsletter sent out via e-mail only. Visitors are always welcome and can attend three meetings before they will need to join the society in order to continue attending. Annual subs are R150.00 for individuals/families and R60 for students.

Committee Members

Chairman:	Dudley Reynolds		079 478 2338	dudleyreynolds1@gmail.com
Vice- Chairman:	Dr Peter Pfister		082 625 5533	tanuki@mweb.co.za
PRO & Secretary:	Lyn Wegner	043 736 1737	082 970 2293	brommiesfa@gmail.com
Treasurer:	Lynn Friend		083 318 1179	lynnfriend1@gmail.com
Editor, Photos & Publisher:	Barbara Black	043 721 2775	072 1787 421	blacket@telkomsa.net
Proof Reader:	Lyn Wegner	043 736 1737	082 970 2293	brommiesfa@gmail.com
Local Raffle Ticket Sales	Lyn Odendaal		083 441 6813	lyngerald.vogt@gmail.com
Country Raffles	Dave Gower		063 694 1650	djagower@gmail.com
Country Raffles	Lynda Gower		083 347 4705	lyndag@mweb.co.za
Events Co-ordinator:	Brenda Wegner		082 743 2141	brendawegner@gmail.com
Librarian:	Brenda Wegner		082 743 2141	brendawegner@gmail.com
Catering:	Jean Rathbone		082 640 5650	jean.justcountry@gmail.com
Member Badges & Tea Payments:	Betty Heunis		073 226 1610	bettyheunis@gmail.com
Sound System	David Rathbone		082 824 3585	dilrathbone@gmail.com
Photographer	Brenda Wegner		082 743 2141	brendawegner@gmail.com
50-50 Draw Convener	Lynda Gower		083 347 4705	lyndag@mweb.co.za
Mini Auction Convener	Dave Gower		063 694 1650	djagower@gmail.com

 You will find **ELBSSA on Facebook**: type 'East London Bromeliad Society' into the fb search bar. You can request to join the group and will then be able to upload your photos and comments on the wall. The ELBS SA page and other bromeliad related sites are a useful and informative forum to share and 'meet up' with other like-minded bromeliad folks.

You can view most of all the bromeliads mentioned in meetings or in the newsletter at the following websites:

The BSI's official **Bromeliad Cultivar Registry** www.registry.bsi.org which is maintained by Geoff Lawn, the BSI Cultivar Registrar. Plus other information regarding the Bromeliad Society International and bromeliads is found at bsi.org

The new **BSD** or **BSI Bromeliad Species Database** is the 'go to' resource for bromeliad species info on line which can be accessed at www.bsi.org

Florida Council of Bromeliad Societies: fcbs.org This is another very useful site where you can also reference many bromeliads, clarify identification or just trawl through the site and add to your wish list!

Encyclopedia of Bromeliads <http://bromeliad.nl/encyclopedia/> (Bromeliad Taxonomists and Growers Society) has photographs. It also now has keys for the genera and sub-genera. If you like to be informed what is happening, just follow on Facebook: <https://www.facebook.com/bromeliadsencyclopedia> Just type in 'Encyclopedia of Bromeliads' into the Facebook search bar.

For internet resources you can also go to **The New Bromeliad List** for the most authoritative and right up to date list of genera and species, accepted and new names and taxonomic keys developed by Eric Gouda - <https://bromeliad.nl/encyclopedia/or> permanent URL for species names: <https://bromeliad.nl/species/<species name>> eg: <https://bromeliad.nl/species/Tillandsia/ionantha> Taxon list: <https://bromeliad.nl/taxonlist>

**East London
Bromeliad Society
South Africa**

BROMELIAD *Magic*

R10 Entry Fee

Bromeliad & Tillandsia
Displays and Sales,
Plus Many Other
Exciting Vendors too!

**23 - 24
March**

at Little Beacons Pre-Primary School
45 Avalon Road, Beacon Bay



Sat: 9.00am - 4.00pm

Sun: 9.00 - 3.00pm

**Refreshments will
be on sale**